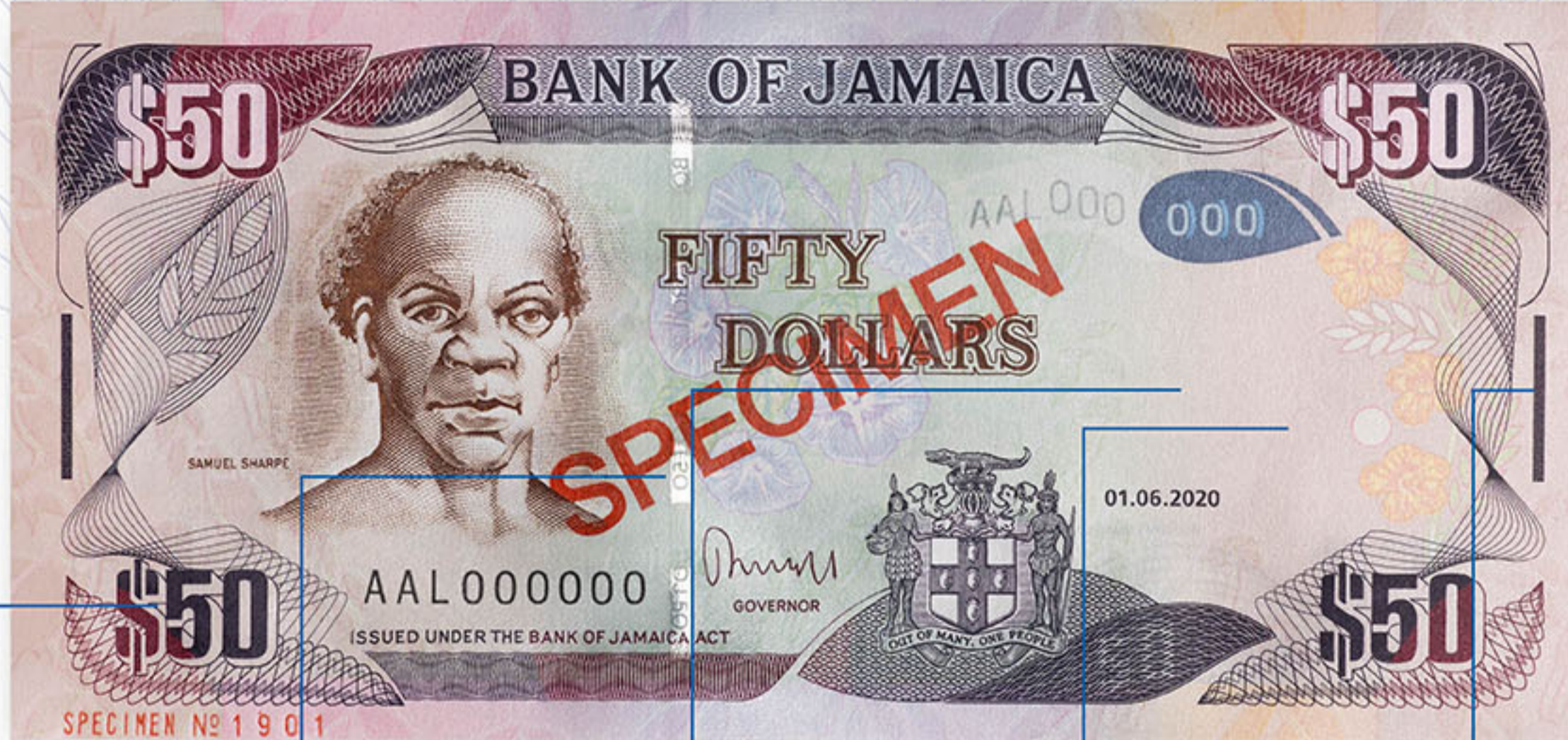


BANK OF JAMAICA

NEW \$50 AND \$100 BANKNOTES



Feel



Feel the banknote. Run your fingers over the note for familiar feel of banknote paper and to find the places where the ink is thicker.

Check




Check the security thread comes to the surface at regular intervals, so that the complete thread is only visible when viewed against the light. When viewed under ultra violet light the threads glow blue/gold. The thread displays the text "BOJ" and the denomination – eg BOJ 50 or BOJ 100

Look




Look for the watermark face. Hold the banknote up to the light and you will see the image of Samuels Sharpe's face on the \$50 and Sir Donald Sangster on the \$100

Check



Check – Watermark highlight Place the banknote on a dark surface and the shadow of a parrot and 50 will be seen on the paper of the \$50 and a flower and 100 on the \$100. The same images appear as a bright highlight area in the paper when the note is held up to the light

Look & Feel



Look and Feel the feature for the visually impaired. Each note has a different symbol on the front to aid the partially sighted.

